

Name: _____

Date: _____



Pablo Puppy's Search for the Perfect Person

Genre Study:

Realistic Fiction stories are made up but could happen in real life.

Make a Prediction:

Look through Pablo Puppy's Search for the Perfect Person. Think about events that could happen in this fiction story. What do you think it will be about? Write two or three sentences about what you think will happen in the story.

Handwriting practice lines consisting of solid top and bottom lines with a dashed middle line. There are ten sets of these lines provided for writing.

Reading Comprehension: Read and answer the questions.

1. Why was Pablo lucky?

- a. Pablo was going to the circus.
- b. A kind person took him to an animal shelter.
- c. Pablo had a new collar.

2. What are three adjectives to describe Natasha?

1. _____	3. _____
-----	-----
_____	_____

3. Why did Natasha feel nobody would want her?

- a. Natasha was black, brown, and white.
- b. Natasha was a silly dog.
- c. Natasha was an old dog.

4. What are three ways Natasha described the perfect person?

1. _____

5. Why was Pablo's tummy growling?

- a. Pablo was nervous.
- b. Pablo was hungry.
- c. Pablo was being funny.

6. What did Natasha mean when she said, "A perfect person knows that no one is really perfect"?

7. Why do you think Pablo hid between Natasha's legs when people came to look at the dogs?

8. Who adopted Pablo?

- a. A boy and his mother.
- b. The loud man.
- c. A little girl and her grandmother.

9. Why did Natasha look sad when Pablo was going to leave?

10. Who adopted Natasha?

Handwriting practice lines for question 10, consisting of two sets of three lines (top solid, middle dashed, bottom solid).

11. Write three to five sentences explaining how to take care of a dog.

Handwriting practice lines for question 11, consisting of ten sets of three lines (top solid, middle dashed, bottom solid).

Write your own ending:

Write a paragraph explaining what you think happened when Pablo and Natasha went home. You finish the story.

Handwriting practice lines consisting of solid top and bottom lines and a dashed middle line, repeated 15 times.

ANSWER KEY

Reading Comprehension: Read and answer the questions.

1. Why was Pablo lucky?

- a. Pablo was going to the circus.
- b. A kind person took him to an animal shelter.
- c. Pablo had a new collar.

2. What are three adjectives to describe Natasha? (ANSWERS WILL VARY)

- | | |
|-------------|------------|
| 1. _____ | 3. _____ |
| <i>kind</i> | <i>old</i> |
| 2. _____ | |
| <i>wise</i> | |

3. Why did Natasha feel nobody would want her?

- a. Natasha was black, brown, and white.
- b. Natasha was a silly dog.
- c. Natasha was an old dog.

4. What are three ways Natasha described the perfect person? (ANSWERS WILL VARY)

- 1. *Perfect people come in all colors.*
- 2. *Perfect people love to play, are often children.*
- 3. *Perfect people never shout.*

ANSWER KEY

5. Why was Pablo's tummy growling?

- a. Pablo was nervous.
- b. Pablo was hungry.
- c. Pablo was being funny.

6. What did Natasha mean when she said, "A perfect person knows that no one is really perfect"?

(ANSWERS WILL VARY)

7. Why do you think Pablo hid between Natasha's legs when people came to look at the dogs?

(ANSWERS WILL VARY)

8. Who adopted Pablo?

- a. A boy and his mother.
- b. The loud man.
- c. A little girl and her grandmother.

9. Why did Natasha look sad when Pablo was going to leave?

(ANSWERS WILL VARY)

ANSWER KEY

10. Who adopted Natasha?

The grandmother of the little girl who adopted Pablo.

11. Write three to five sentences explaining how to take care of a dog.

(ANSWERS WILL VARY)



Pablo Puppy's Search for the Perfect Person

Activity Cards

Create a picture of Pablo, Natasha, the grandmother, or the little girl on a piece of construction paper on a piece of construction paper. Write adjectives on the page that describe the characters.

Use the Venn diagram to compare the characters of Pablo and Natasha.

Cut out pictures of Pablo, Natasha, the grandmother, or the little girl and glue to a popsicle stick. Use these as puppets to reenact the story.

Go through the book and pick out nouns. Determine if it is a person, place, thing, or animal. Teacher: Write students' findings on a large sheet of paper or the white board.

Create a "reader's theater" version of the text. The class can work together to create it as a shared writing activity, or students can create them in partners/small groups. Students can then practice and perform their scripts.

Teacher: Photocopy images from the text and have students add speech or thought bubbles to demonstrate their comprehension.



Pablo Puppy's Search for the Perfect Person

Activity Cards

Write a letter to one of the character's in the book and then write a reply to the letter, or have a partner write a reply to the letter.

With a partner, pretend to be a talk show host, and interview the main character.

Write about the decision you would have made if you were a main character in the book.

Write a letter or email to a good friend recommending the book and what you learned from the book.

Design a new book cover or poster depicting the climax of the story.

Build an animal shelter with Legos, blocks, or other building materials. Create everything needed to maintain a healthy and happy animal. Students can use little plastic or stuffed animals or make animals with paper materials.

Name: _____

Date: _____



Pablo Puppy's Search for the Perfect Person

Use the words in the word box below to complete the sentences:

forever

colors

speak

loved

friend

snuggled

perfect

homeless

gold

work

exercise

1. Pablo was a _____ puppy.
2. Finding a _____ is like finding a pot of _____ .
3. Perfect people come in all _____ .
4. Perfect people make sure their dog friends get _____ .
5. Perfect people know that dogs _____ with their whole bodies.
6. Pablo was getting sleepy, and he _____ next to Natasha.
7. Pablo thought he _____ Natasha.
8. A perfect person knows that no one is really _____ .
9. Puppies are a lot of _____ .
10. A dog friend is a friend _____ .

ANSWER KEY



Pablo Puppy's Search for the Perfect Person

Use the words in the word box below to complete the sentences:

forever

colors

speak

loved

friend

snuggled

perfect

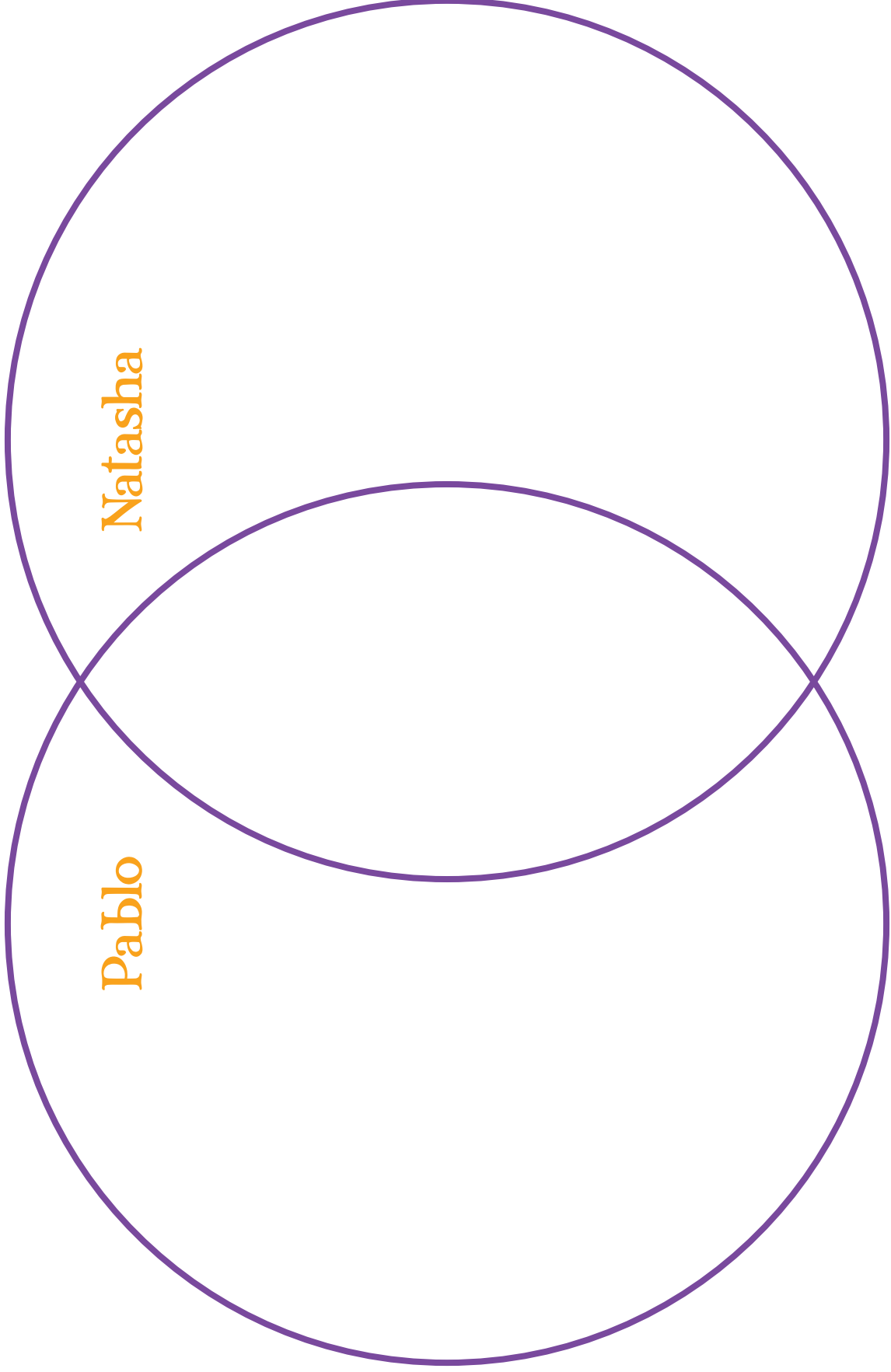
homeless

gold

work

exercise





1. Pablo was a homeless puppy.
2. Finding a friend is like finding a pot of gold.
3. Perfect people come in all colors.
4. Perfect people make sure their dog friends get exercise.
5. Perfect people know that dogs speak with their whole bodies.
6. Pablo was getting sleepy, and he snuggled next to Natasha.
7. Pablo thought he loved Natasha.
8. A perfect person knows that no one is really perfect.
9. Puppies are a lot of work.
10. A dog friend is a friend forever.




Pablo


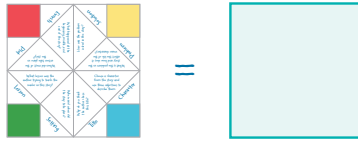
Natasha

Cootie Catcher


	Events What happened at the beginning, middle, and end of the story?	
Plot When did most of the action take place in the story?	Solution How was the problem solved in the story?	Problem What is the problem in the story and how does it affect the life of the main characters?
Lesson What lesson was the author trying to teach the reader in this story?	Character Choose a character from the story and use three adjectives to describe them.	Title Why do you think the author chose this title?
	Setting Where and when did the story take place?	




Cootie Catcher Instructions




1. Start with blank side up




2. Fold bottom left to top right



3. Unfold



4. Fold bottom right to top left



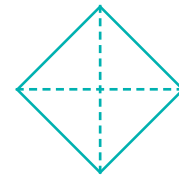
5. Unfold



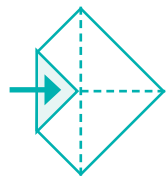
6. Fold corners into center



7.



8. Flip over



9. Fold corners into center again



10.



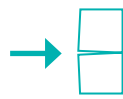
11. Flip over



12. Fold in half



13. Unfold



14. Fold in half again then slip fingers into flaps



Puppet Cutouts

